

**MAIN RESULTS**

It cannot be denied that 2014 was a difficult year for the worldwide economy with the growth rate below the key economic powers of the world, just like the United States, the European Union, China and Japan.

Colombia achieved an increase of 4,6% in the middle of a region like Latin America, which was dejected by the fall of exports, especially petroleum.

The results inside the country were encouraging, showing Santander as the department with the biggest economic increase in 2014 with 7,9%. As well as, the annual average rate of 5,1%, is considered the highest among 5 main economies in the national territory for the period between 2001 and 2014.

The department balance for 2014 improved its value generation rate due to different causes related with a better business environment, according to the measurements undertaken by CEPAL and the Competitive Private Council, and also to the investments in infrastructure and business projects.

Construction was the activity, which gave the main thrust to GDP in 2014. Due to the housing sector, which grew in 28,2%, sector considered strategic for the region as a result of the number of enterprises existing and their relevance at national level. Additionally, civil works also grew at a strong pace and it is expected a significant increase during the following years taking into account the contract plan signed to execute important road works.

Following with the strategic sectors, most sectors grew over a rate of 5%, excepting the hotels and restaurants, the business line related to tourism that just improved in 2,5%.

Finally, it can be concluded that 2014 was a good year for business activity in all sectors in Santander, situation, which has helped the department to gain a higher profile nationally, raising its participation rate, now with the 6,9% of the GDP in Colombia. del PIB de Colombia.

**Source:** DANE - Regional Accounts 2014. Preliminary figures at constant prices. 2005 base year.

**Nota:** Services includes utilities, financial institutions, insurance, real estate activities and business services, social activities, community and personal.

**GDP of Santander**

**+7,9%**  
Growth 2013/2014

**1st**

Growth ranking among 33 regions 2014

\*GDP per capita 2014

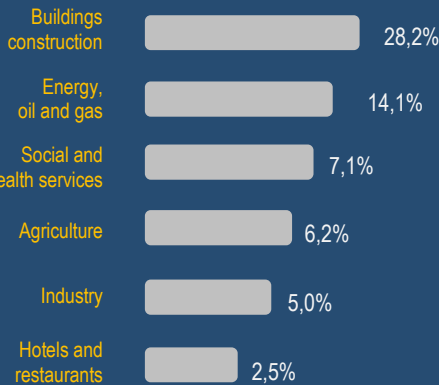
**11.954**  
USD

**1st**

Ranking among the main 5 national economies

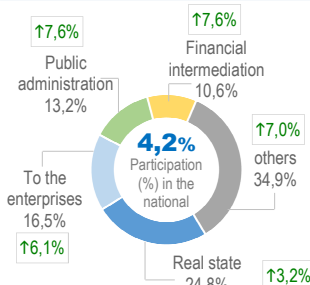
\*Note: GDP per capita for current prices without adjustments by international parity.

**Growth in strategic activities in Santander**



**SERVICES SECTOR**

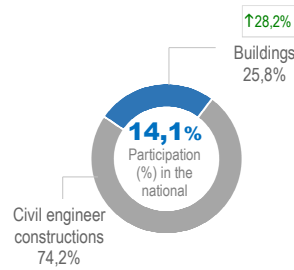
Main subsectors



↑↓ Growth 2013/2014

**CONSTRUCTION SECTOR**

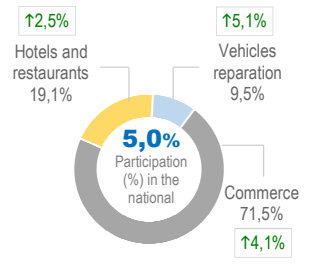
Main subsectors



↑↓ Growth 2013/2014

**COMMERCE SECTOR**

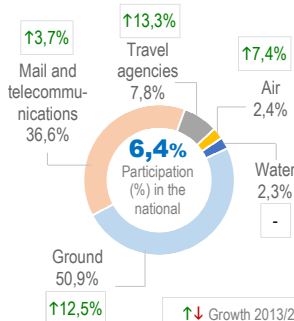
Main subsectors



↑↓ Growth 2013/2014

**TRANSPORT SECTOR**

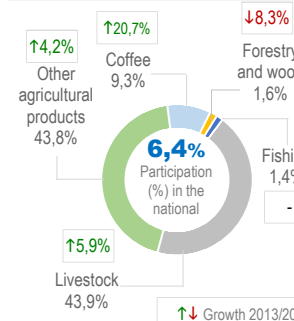
Main subsectors



↑↓ Growth 2013/2014

**AGRICULTURAL SECTOR**

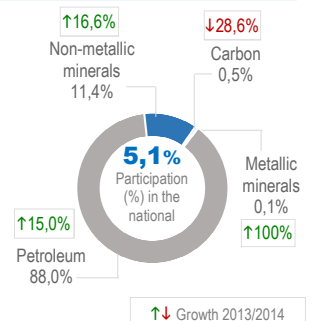
Main subsectors



↑↓ Growth 2013/2014

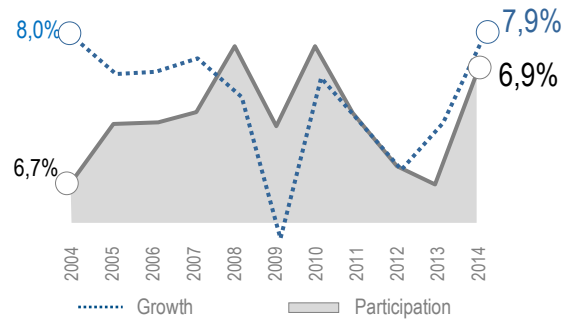
**MINING SECTOR**

Main subsectors



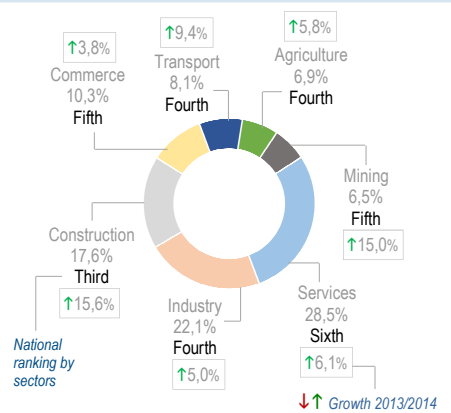
↑↓ Growth 2013/2014

**Santander Participation in the national GDP**



..... Growth      — Participation

**GDP in Santander by sectors**



National ranking by sectors

↑↓ Growth 2013/2014